

Rio®

WARRANTEE 1 year

45w
4500 liters/hr

3.1m

17HF

Power
Head Max

AC

DRY
WET

since 1999

Brand: [Taam](#)

Product Name: Taam (Water Pump) Rio Hyper Flow 17HF (4500 L/hr)(45w)(H 3.1m)

SKU: Taam Rio Hyper Flow 17HF (4500 L/hr)(45w)

Price: Baht 3,300.00

[Ask a question about this product](#)

shop.flypage lite pdf.to shop.cart

151

cartAdd com virtuemart

4

Barcode 000676007686 Guarantee 1 year 100% Feature

- Reliable
- Easy Installation
- Vortex Rotor Blade
- High Flow Rate
- Rare-Earth Magnet
- Multi-Purpose
- Powerful and Efficient Compact
- Streamlined and Quiet Operation
- Ceramic Shaft with Ceramic Bearing
- Low Heat Emission
- Affordable
- Fully Submersible
- Energy-Efficient Design

Description

Good water circulation is critical to maintaining a healthy environment. The Rio HyperFlow delivers high performance at an affordable price. This compact, highly efficient pump uses Neopower magnetic vortex rotor blade technology to pump more gallons per watt than any same-size external pump. Rare-earth compounds pack power into a neatly compact pump. Cool and efficient operation keeps energy costs low. The shaft with ceramic bushings offers strength and resistance to corrosion.


High-impact plastic construction makes Rio HyperFlow durable and reliable. The Rio HyperFlow is fully submersible and offers the best-performance water pump on the market. Rio HyperFlow delivers high performance at an affordable price. Features high flow rates, low heat output and are designed to be energy efficient keeping eclectic bills low, in addition providing tremendous pressure capabilities. Simply put the most compact and energy efficient pump on the market today.

Model No. 4HF-10HF

Application

- Fountain & Waterfall
- Any application with head pressure
- Wet/dry filtration
- Venturi protein skimmers
- Fountains
- Ponds

• In-Tank Circulation



• Wet/Dry Filtration System, Protein Skimmer & Sump



Model No. 12HF-14HF

Application

- Fountain & Waterfall



• In-Tank Circulation



• Wet/Dry Filtration System, Protein Skimmer & Sump



Model No. 17HF-32HF

Application

- Fountain & Waterfall



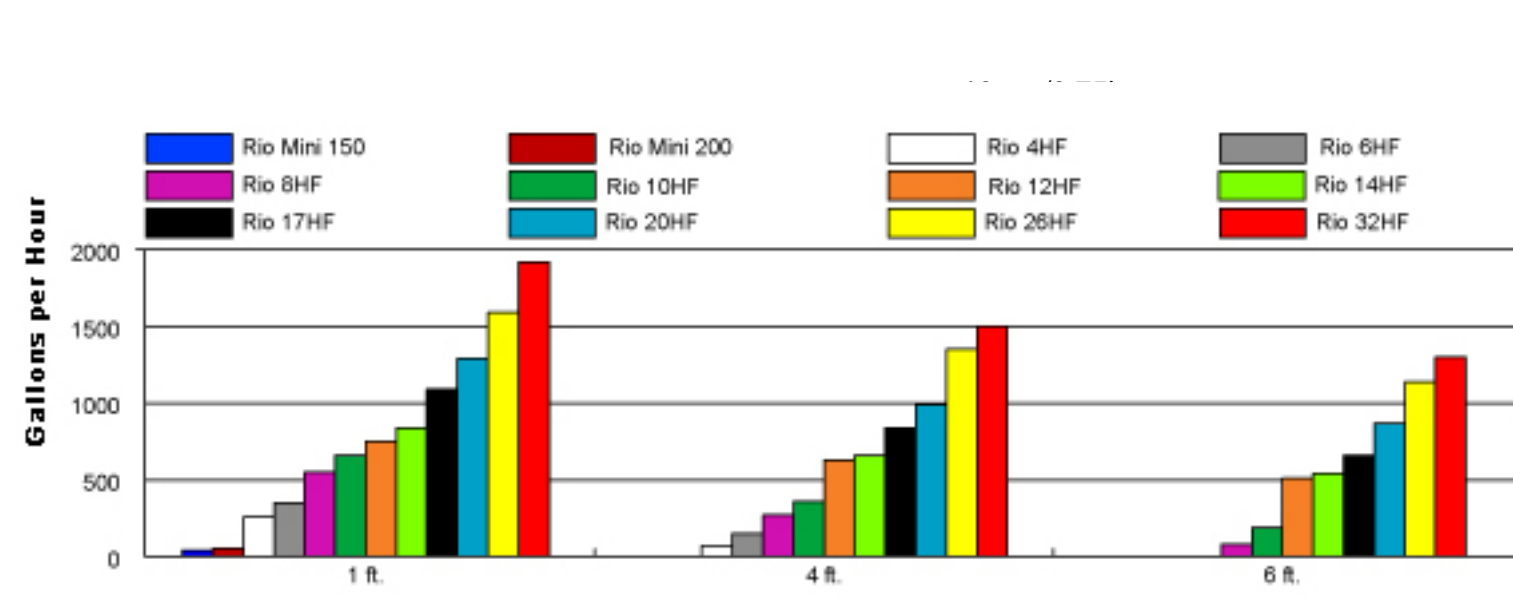
• Wet/Dry Filtration System, Protein Skimmer & Sump




Item #	Description	Weight	Cas
Rio Mini 150	40 GPH Water Pump	5 oz	6
Rio Mini 200	53 GPH Water Pump		
Rio 4HF	260 GPH Water Pump	1.5 lb	1
Rio 6HF	350 GPH Water Pump		
Rio 8HF	550 GPH Water Pump	2 lbs	1
Rio 10HF	660 GPH Water Pump		

Item #	Watt	Dimensions L x W x H (Approx.)	Gallons per Hour/Liters per Hour			Output O.D.	Max. Head
	220W/ 50Hz		1ft./30cm	4ft./120cm	6ft./180cm		
Rio Mini 150	1	1.9in x 1.6in x 1.5in	40/150			18mm/0.3in	1.6ft./50cm
Rio Mini 200	1.5		53/200				2.ft./60cm
Rio 4HF	10	3.9in x 2in x 2.5in	260/990	70/270		16mm/0.6in	5ft./1.6m
Rio 6HF	12		350/1330	150/590			6ft./1.9m
Rio 8HF	20	4.4in x 2.3in x 2.8in	550/2090	270/1020	80/300		6.5ft./2.0m
Rio 10HF	25		660/2500	360/1360	190/720		7.5ft./2.3m
Rio 12HF	35	4.9in x 2.5in x 3.2in	750/2850	630/2390	510/1930		9.5ft./2.9m
Rio 14HF	40		840/3190	660/2500	540/2050		10ft./3.0m
Rio 17HF	45	5.4in x 2.7in x 3.7in	1090/4140	840/3190	660/2500	21mm/0.8in	10ft./3.1m
Rio 20HF	50		1290/4900	990/3760	870/3300		
Rio 26HF	100	5.9in x 3.1in x 4.2in	1590/6040			25.4mm/1in	13 ft./4.0m
Rio 32HF	120		1920/7300				14ft./4.3m

Flow Chart Graph



1. Main housing strainer
2. Housing endcap retainer
3. Housing endcap
4. O-ring
5. Vortex impeller assembly
6. Ceramic shaft
7. Shaft endcap
8. Motor housing



Optional Part ([click here to see all replacement parts](#))

Flow control for Hyperflow 4HF-6HF
Flow control for Hyperflow 8HF-10HF

Dir. duck bill discharge for Hyperflow 4HF-6HF
Dir. duck bill discharge for Hyperflow 8HF-14HF

Suction cup bracket 4HF-6HF
Suction cup bracket 8HF-10HF
Suction cup bracket 12HF-20HF
Suction cup bracket 26HF-32HF

Pump hanger 4HF-6HF
Pump hanger 8HF-10HF
Pump hanger 3100 12HF-14HF

Thread pipe adapter (P-O) " output & 1/2" intake for Hyperflow 4HF-6HF
Thread pipe adapter (L-K) " output & 1" intake for Hyperflow 4HF-6HF
Thread pipe adapter (H-G) " output & 1" intake for Hyperflow 17HF-20HF
Thread pipe adapter (A-B) " output & 3/4" intake for Hyperflow 8HF-12HF
Thread pipe adapter (C-D) " output & 1" intake for Hyperflow 26HF-32HF
Thread pipe adapter (J-I) 1" output & 1 5/16" intake for Hyperflow 8HF-10HF
Thread pipe adapter (M-N) 1" output & 1 5/16" intake for Hyperflow 12HF-32HF

Suction cup & bushing each 4pcs./bag for Hyperflow 4HF-20HF
Suction cup & bushing, 6cups & 4bushing/bag Hyperflow 26HF-32HF

Intake elbow 4HF-6HF
Intake elbow 8HF-10HF
Intake elbow 12HF-32HF

Vibration plate 8HF-10HF
Vibration plate 12HF-20HF
Vibration plate 26HF-32HF

[Click here to download Instruction for Installation](#)

Brand : Taam
Model : Hyper Flow 17HF
Voltage : 220-240V
Frequenct : 50-60Hz
Working Current : 0.20A
Working Watt : 45w

Flow Max : 4500 liters/hr.
Hight Max : 3.1m.
Place for installation : internal & external use

Power Cord Lenght : 1.6 m
Product Size : 85 x 140 x 130mm
Package Size : 105 x 175 x 135mm
Inlet Size : Filter Grill , 32 / 33mm (ID) Hose

Outlet Size : 20 / 28mm (ID) Hose ,Â 3/4" Thai's pipe



Taam Rio Hyper Flow 17HF with Shaft RK-233

Number pieces in packaging:1 Number pieces in box:12

Customer Reviews: There are yet no reviews for this product.
Please log in to write a review.

You may also be interested in this/these product(s)

[Vendor Information](#)